

**MONTSE LLOPIS**  
General Manager of ACRA

**ASSISTANCE CARE FOR THE  
ELDERLY IN CATALONIA**

Mikulov, 31st May 2018



# SPAIN

## General Data



Total population –  
46,549,045

Population older than  
65 years – 8,898,021  
(19,11%)

GDP – 1,118,522 €

GDP per capita –  
24,100 €

# Political distribution

## Spain

- Member-state of the EU
- Parliamentary monarchy
- 17 regional states (Comunidades Autónomas)
- Each region has its own political institutions with government and parliament.



# CATALUNYA

## General Data



Total Population  
7,448,000

Population older than 65 years  
1,377,880 (18,5%)

GDP: 223,629 €

GDP per capita  
29,000 €

# Political Organization

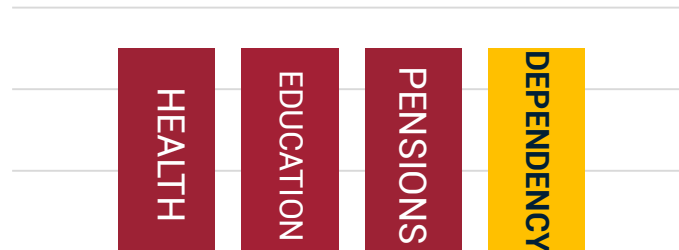
## Catalonia

- Autonomous Community of Spain,  
recognized by the 1978 Spanish Constitution
- Own **Parliament** and **Government**.
- Two official languages: **Catalan** and **Spanish**.

# Dependency Act

- ✓ Approved by majority on **November 30th 2006**
- ✓ The law is **universal** and involves all Spanish citizens, but each of the regions has its own regulations to develop the law.
- ✓ **Should** become the **fourth pillar** of the Welfare State.

Four pillars of the Welfare State



# Services

- ➔ In theory, funded by three parties:
  - Catalan government (33%)
  - Spanish government (33%)
  - User (33%)
- ➔ Three different degrees of dependence:
  - Degree I → moderate dependence
  - Degree II → severe dependence
  - Degree III → high dependence

# Validation





# Beneficiaries

- ➔ **1,213,873** people recognized with dependency.
- ➔ **348,309** people (29% of total dependent population) on waiting list.

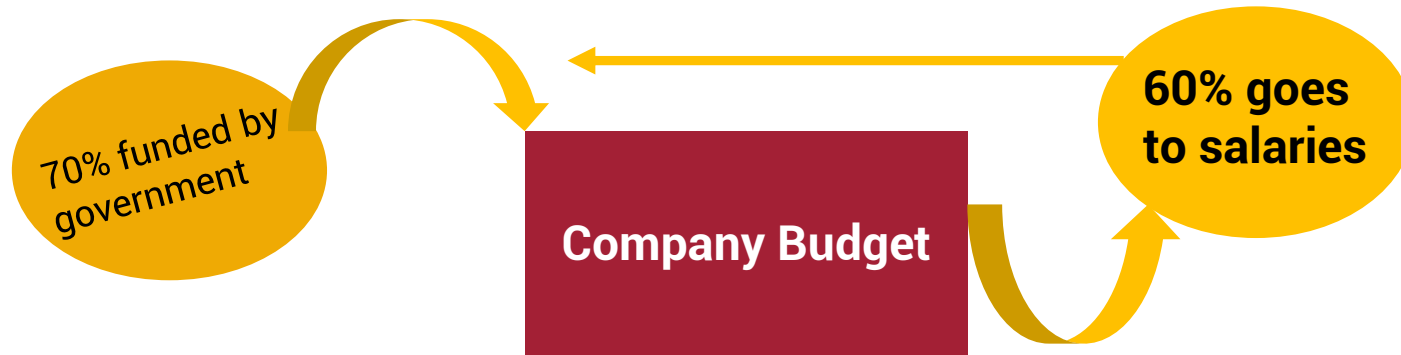
# Good things about the Law

- ➔ For the first time in Spain, law establishes **universal right to elderly care.**
- ➔ Through this law, the number of people working in this sector increased significantly.
- ➔ At this moment **180,000** people work in this sector.
- ➔ Massive incorporation of women to labour market.

# Problems with the Law

## 1. Insufficient funding

- ➔ Since the last legislature, a budget cut was made by the Spanish government while needs increased.
- ➔ Main challenge is paying a good salary to staff → Salaries are directly tied to government funding.



# Problems with the Law

## 2. Inefficient System

- ➔ Waiting list. The law has been in effect twelve years without a proper budget. Due to budget problems, at the moment there are **350,000 people** on waiting list.
- ➔ Depending on the territory, the law is more developed, and so is the waiting list.
- ➔ People have died without receiving the benefits.

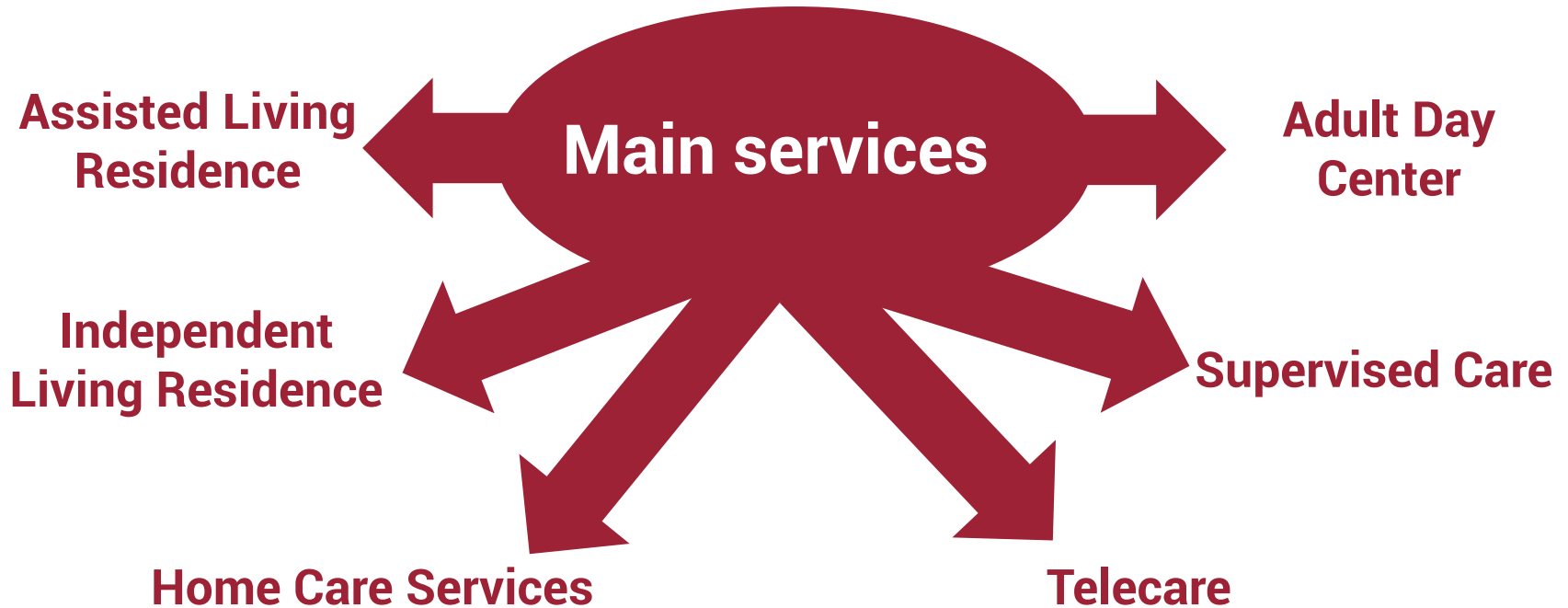
# System of Catalonia

The Generalitat de Catalunya (regional government) establishes the services, benefits and technologies, which are included in the Social Services Catalogue.

~~Independent  
Living  
Residences~~

~~Co-housing~~

# Main social services



# Age of the population

Population older than 85  
years (2017)

212,214



Population older than 85  
years (2051 estimation)

541,522

# Centres and services

Among the enterprises of social services in Catalonia, we distinguish them by their legal status.

**PRIVATE  
ORGANIZATIONS**

**PUBLIC  
ORGANIZATIONS**

Private For-profit Organizations.

Private Non-for-profit Organizations.

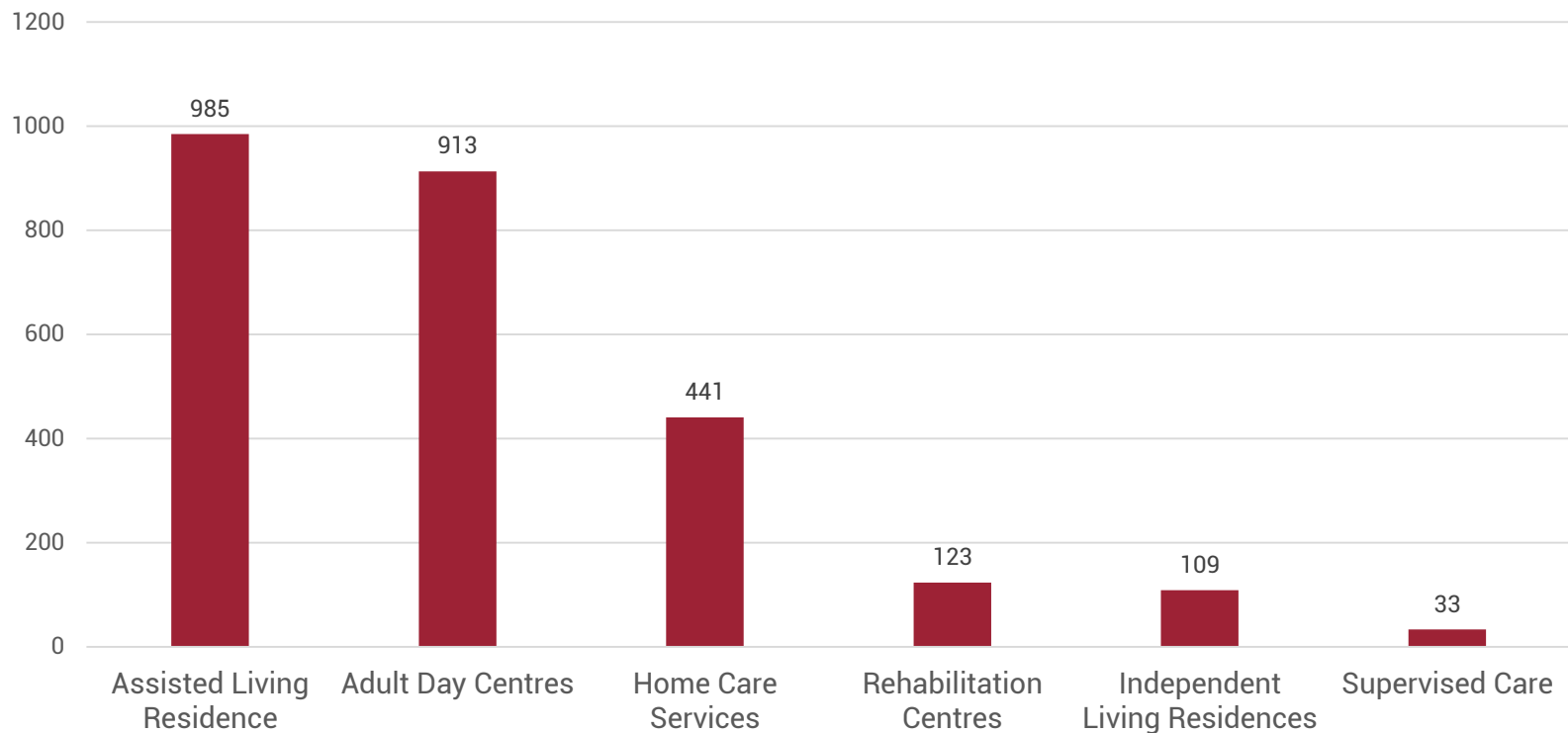


# Number of residential centres and beds

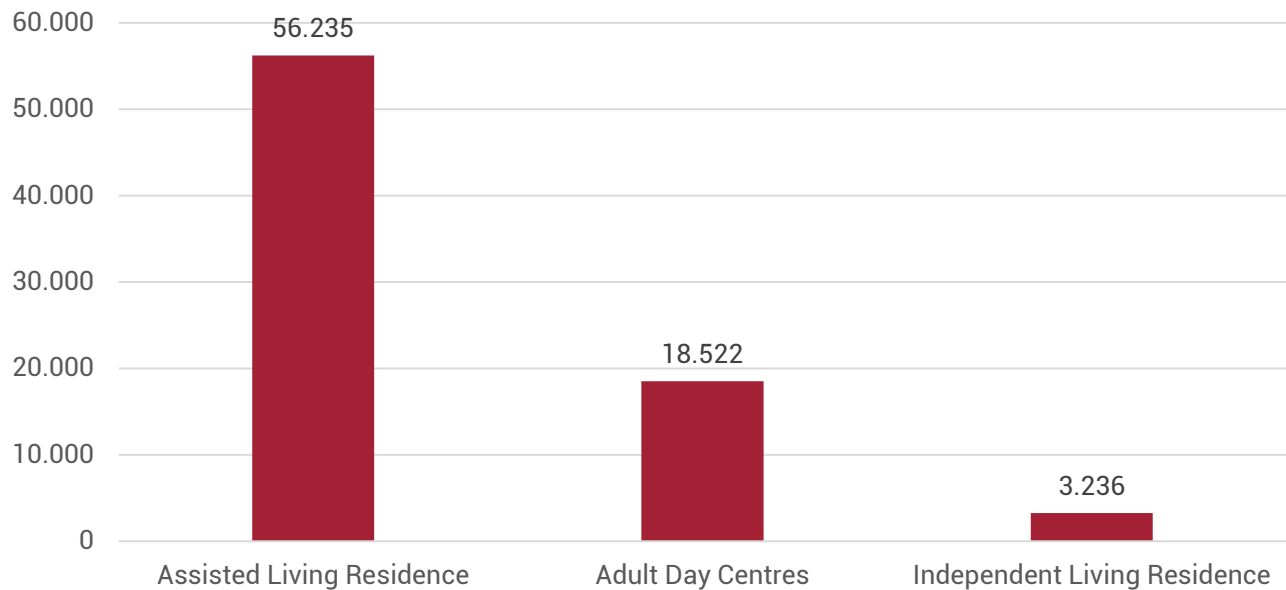


<sup>1</sup> Last updated December 31st 2017.

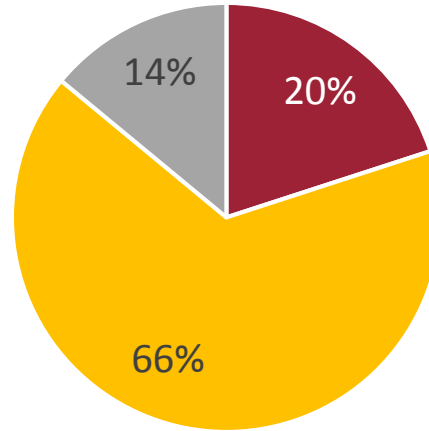
# Services



# Beds/Places

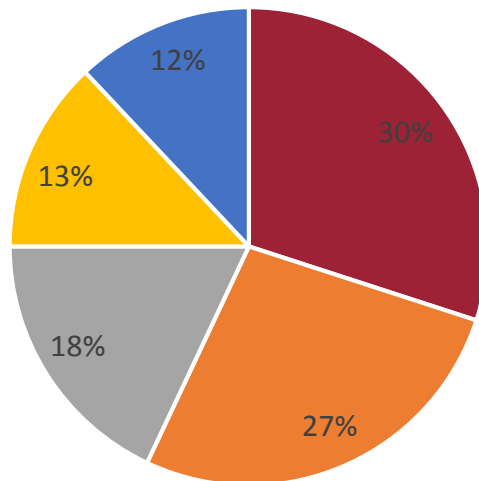


# 985 Assisted Living Residences (by typology)



■ Non-for-profit organizations ■ For-profit organizations ■ Public organizations

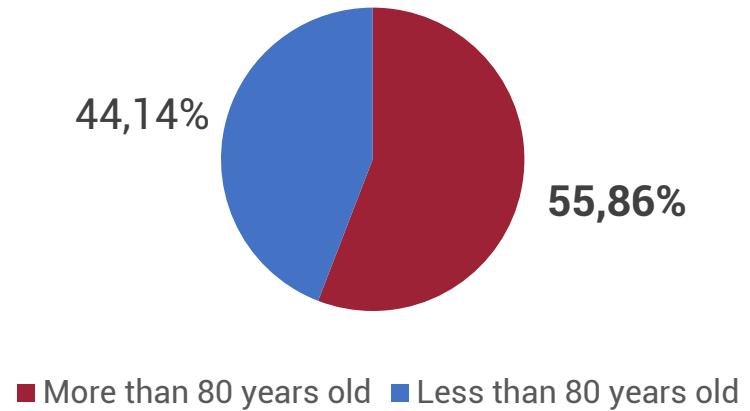
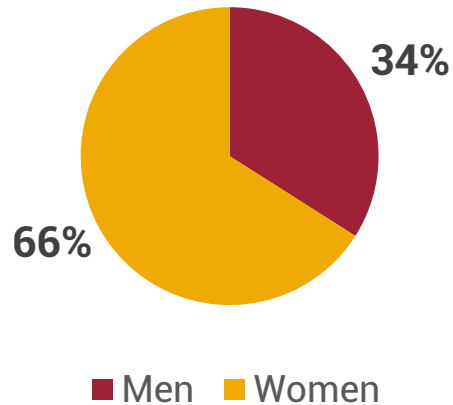
# 985 Assisted Living Facilities (by number of places)



- 25 beds or less
- From 26 to 50 beds
- From 51 to 75 beds
- From 76 to 100 beds
- More than 100 beds

# Population

**Total beneficiaries (2017): 160,891 people**



# Public prices (Monthly)

Assisted Living Residence ➡ **1,896.41€**

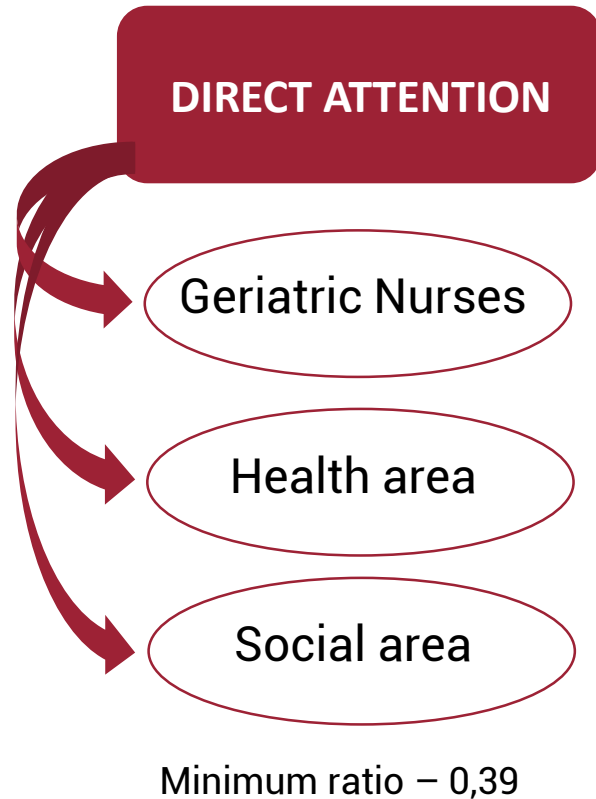
Independent Living Residence ➡ **847.24 €**

Adult Day Centre ➡ **853.49 €**

Independent Living Care ➡ **283.71 €**

Home Care Service (Prices can change  
Depending on territory) ➡ **18€/hour**

# Ratios



Global ratio:  
1 worker per  
2 residents.



# Night shifts and degree of disability

Centres	Coverage
Up to 35 residents	1 present + 1 contactable
From 36 to 80	2 present
From 81 to 110	2 present + 1 contactable
From 111 to 150	3 present
151 and more	3 present + 1 per 50 residents

Ratio direct attention in a residential centre	Degree II	Degree III
	0,32	0,39

# Creating wealth

Social Services was a **1,121,809,000 €** industry in 2014.  
The State received 42% of this amount through taxes:

- ➔ Social Security: 288,543,835 €
- ➔ Income Tax: 168,298,328 €
- ➔ Other taxes (Consumption, Goods & other): 13,922,392 €

# Looking ahead

**The elderly should be the center of the service.**



# State of the system is not perfect

- ➔ Insufficient funding
- ➔ Inefficient use of funding
- ➔ Long waiting list.

# Proposals

**USER CHOOSES SERVICES  
INSTEAD OF DEPENDING ON  
PLACEMENT**

# Proposals

**ONE CENTRALIZED ELECTRONIC  
MEDICAL HISTORY**

# Proposals

## FLEXIBLE NURSING HOME OPTIONS

# A vision of the future

## Changing mentalities surrounding this sector.

The elderly of the future will have more education, a higher social and cultural status than ever before.



This will force our society, government, and States to face this challenge.



# A vision of the future

Elderly care is **NOT AN EXPENSE...**

**THIS IS AN INVESTMENT IN OUR SOCIETY  
AND IN OUR FUTURE.**

**Thank you for your attention!**

**[www.acra.cat](http://www.acra.cat)**

[mllolis@acra.cat](mailto:mllolis@acra.cat)

